

PICH NIL ECO JAPANESE VILLAGE PROJECT

200 HECTARS UPTO 500 HECTARES




SITE PROPOSED

PICH NIL ECO JAPANESE VILLAGE PROJECT

200 HECTARS

The project encompasses the development of creek water streams and relaxation parks situated at the base of a mountain, designed for relocation residences, vacation homes and elderly Japanese citizens. Our objective is to relocate those who encounter challenges with cold weather during snowfall, earthquakes, tsunamis, or the complexities of dense urban environments, providing them with mini shopping mall, comprehensive healthcare services such as the supply of healthy food; additionally, the project features a golf course.





Total Area of 200 hectares along the Street # 2 in commune decho akphivoadth Kampong Speu Province

Total area : 200 hectares to 500 hectares
with Coconut Farm, Mango tree in the hard of decho
akphivoadth commune Kampong Speu Province



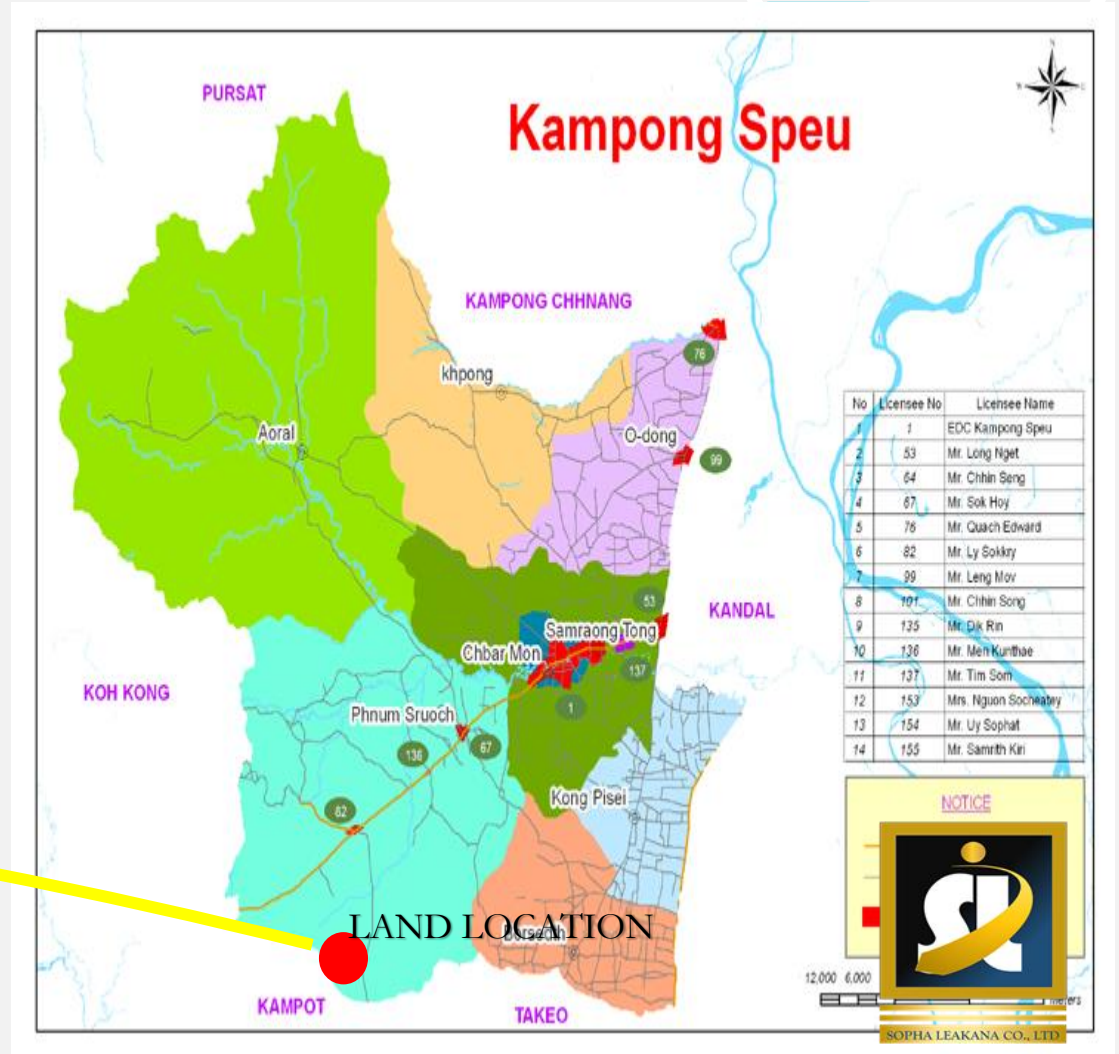


AREA Background

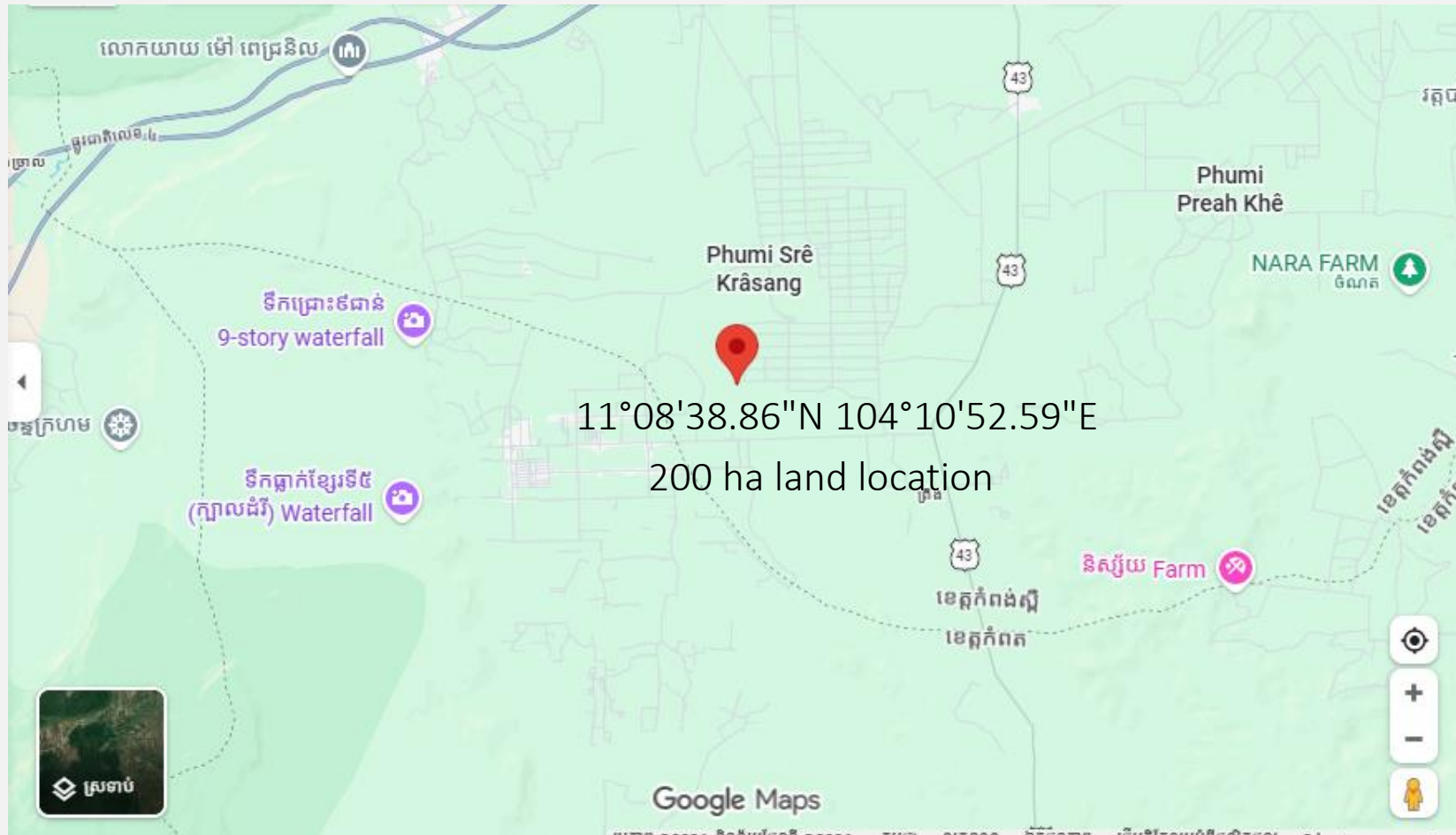
The trip to the site is just as pleasurable as the destination. The rolling hill route twists through the center of the town area with small market, along the road past countless fields of durians, mangos, jackfruits, and more, while enjoying the crisp mountain breeze, enveloped by the province's renowned fruit groves. As you near the location, the temperature drops and the greenery grows denser. The Pich Nil is named for its gem region and other mineral. Although they are secure for habitation or agriculture, it is a piece of heaven in the area just moments from urban life.



200 HECTARS MAP SITE



Land location



Total Area of 200 hectares along the road # 2 in commune deco akphivoadth Kampong Speu Province. The land size are can be enlarge up 500 hectares



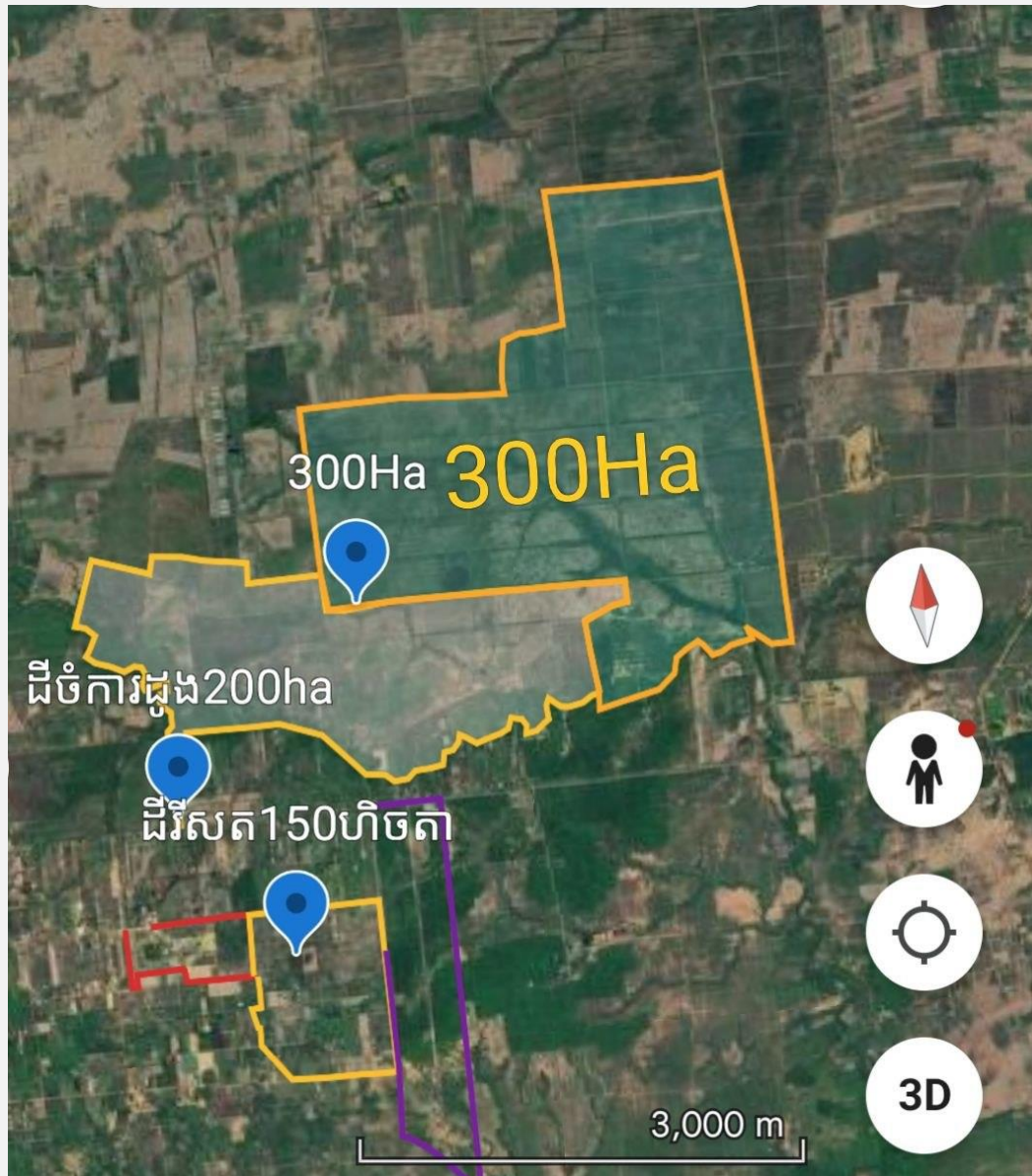
Land location



Total Area of 200 hectares along the road # 2 in commune deco akphivoadth Kampong Speu Province



Land location



The area can be enlarged size up to the total Area of 500 hectares along the road # 2 in commune deco akphivoadth Kampong Speu Province



LAND PRICE

Total Area:	200 Hectare
Price per Square Meter:	\$8.00
Cost Per hectare:	\$80,000.
Cost Per 200 hectare	\$16,000,000.





EXITING
Land Condition
200.Hectare





WE CONVERT
FARM LAND LOCATION
INTO
ECO JAPANESE VILLAGE

LAND DEVELOPMENT SHALL
INCLUDE:

- ▶ Luxury Home & Affordable homes
- ▶ Mini Apartment and Condo
- ▶ Nursing home center
- ▶ Health Care Center
- ▶ Community Hall, Theatre and dance hall
- ▶ Sport Club, Golf Club, biking and hiking trails
- ▶ Banking, Tour travel services
- ▶ Mini Mall, and Market
- ▶ Social Area including clubs, bars, restaurants, boutiques and wellness center.,
- ▶ Community Park, Mini Golf course



**We Build
A New Community
Village
6,000 -10,000
Homes**



Nursing Care



Health Care Center & Nursing Home Facility

Including
Health care
Center &
Nursing Home



Home Care Services



Family Care



Tennis court



Golf Ranch Facility

Sports & Clubs



Swimming Pool



Physical Fitness



Mini shop mall



Market

Commercial Area & Foods Restaurant



Restaurant



Bar & clubs



Biking




Walking trail

Outdoor Sports Activities Development



Hiking trail



Outdoor yoga



CONTACT PERSON:

DY SOPHA

CONTACT NUMBER:

855-92 136 265

THANK YOU

